



# 2007 International Conference on Intelligent Systems and Knowledge Engineering (ISKE 2007)

15 – 16 October 2007, Chengdu, P.R. China

- [Home](#)
- [Preface](#)
- [Organizations](#)
- [Committees](#)
- [Contents](#)
- [Author Index](#)
- [Help](#)

Search Using:



ISBN: 978-90-78677-04-8

*Proceedings of the*



## 2007 International Conference on Intelligent Systems and Knowledge Engineering

15 – 16 October 2007  
Chengdu, P.R. China

*Editors:*

Tianrui Li, Yang Xu and Da Ruan

[Sponsors](#)

© 2007 Atlantis Press, Paris ([www.atlantis-press.com](http://www.atlantis-press.com))



# 2007 International Conference on Intelligent Systems and Knowledge Engineering (ISKE 2007)

*15 – 16 October 2007, Chengdu, P.R. China*



[Home](#)

## Preface

The 2007 International Conference Proceedings on Intelligent Systems and Knowledge Engineering (ISKE2007) contain 284 final accepted papers from 797 online submissions for ISEKE2007. ISKE2007 is the 2nd in a series of conferences on Intelligent Systems and Knowledge Engineering. It follows the successful ISKE2006 in Shanghai, and is held at Southwest Jiaotong University, Chengdu, P.R. China, Oct. 15–16, 2007. All submitted papers went through a rigorous review process with an acceptance ratio of 36%.

ISKE2007 is a multidisciplinary meeting encompassing four keynote presentations and 23 technical sessions that aim at covering state-of-the-art research and development in all aspects related to intelligent systems and knowledge engineering with its missions:

- Discussing research on intelligent systems for solving problems in knowledge engineering.
- Bridging the gap between computational intelligence and knowledge systems via joint research between P.R. China and international research institutes and universities.
- Encouraging interdisciplinary research and bringing multi-discipline researchers together on intelligent systems for knowledge engineering and related fields.

All papers contributed to the proceedings reflect advances on intelligent systems for knowledge engineering in the following areas:

- AI and expert systems
- Artificial immune systems
- Bio-informatics
- Chaos theory
- Cognitive science
- Data mining
- DNA computing
- E-service intelligence
- Evidence theory
- Fuzzy set theory
- Genetic algorithms
- Hybrid methods
- Intelligent control
- Intelligent decision-making
- Intelligent information processing
- Intelligent recognition
- Intelligent robotics
- Interactive computational models
- Machine learning
- Many-valued logics
- Neural networks
- Probabilistic computing
- Rough set theory
- Support vector machine
- Swarm intelligence
- Uncertainty reasoning
- Other related theories and applications

We wish to express our gratitude to Professors Ronald R. Yager, Bernadette Bouchon-Meunier, Witold Pedrycz, and Da Ruan to present keynote papers at ISKE2007; to all of our local and international program committee members and peer reviewers who devoted their time in the review process and provided valuable feedback for the authors, and to all the authors who submitted valuable papers to ISKE2007 and all conference attendees who supported to ISKE2007.

ISKE2007 could never have been successful without the support and assistance of Drs. Xiaoping Qiu, Zhiyang Chang, Shuiting Wu, Kaijun Xu, Xiaobing Li, Rui Yang, Li Yang, Li Zou, Lijun Bai, Cuihong Wang, et al. We also wish to thank the help of Mr. Weilun Ding for his design of the conference website.

The financial sponsorships from National Natural Science Foundation of China, Southwest Jiaotong University, Xihua University, Southwest University for Nationalities, Sichuan Normal University, Fujian Chamber of Commerce in Sichuan are gratefully acknowledged.

Finally, we wish to express our thanks to Mr. Zeger Karssen at Atlantis Press, Paris for his support and cooperation.

October 2007

**Tianrui Li, Yang Xu and Da Ruan**

© 2007 Atlantis Press, Paris ([www.atlantis-press.com](http://www.atlantis-press.com))



# 2007 International Conference on Intelligent Systems and Knowledge Engineering (ISKE 2007)

15 – 16 October 2007, Chengdu, P.R. China



[Home](#)

## Organizations



Southwest Jiaotong University, Chengdu, P.R. China



Xihua University, Chengdu, P.R. China



Southwest University for Nationalities, Chengdu,  
P.R. China



Sichuan Normal University, Chengdu, P.R. China



Sichuan Institute of Electronics, Chengdu, P.R. China

## Co-Organizations

- Tsinghua University, Beijing, P.R. China
- Donghua University, Shanghai, P.R. China
- Ghent University, Gent, Belgium
- Belgian Nuclear Research Centre (SCK•CEN), Mol, Belgium
- University of Technology, Sydney, Australia



# 2007 International Conference on Intelligent Systems and Knowledge Engineering (ISKE 2007)

15 – 16 October 2007, Chengdu, P.R. China



[Home](#)

## Committee Members

- General Chairs:** George J. Klir (*USA*)  
Da Ruan (*Belgium*)  
Ronald R. Yager (*USA*)
- General Co-Chairs:** Guoqing Chen (*P.R. China*)  
Yongsheng Ding (*P.R. China*)  
Yang Xu (*P.R. China*)
- Program Chairs:** Tianrui Li (*P.R. China*)  
Jie Lu (*Australia*)  
Etienne E. Kerre (*Belgium*)
- Program Co-Chairs:** Jun Liu (*UK*)  
Guangquan Zhang (*Australia*)  
Fuchun Sun (*P.R. China*)
- Publication Chairs:** Luis Martínez (*Spain*)  
Bo Yuan (*USA*)



# 2007 International Conference on Intelligent Systems and Knowledge Engineering (ISKE 2007)

15 – 16 October 2007, Chengdu, P.R. China



[Home](#)

## AI and Expert Systems

- ▶ **Extended Cellular Automata Based Model for Simulating Multi-Scale Urban Growth Using GIS**  
*Yongjiu Feng, Xiaohua Tong and Miaolong Liu*
- ▶ **A Framework of Ontology-supported Knowledge Representation in Software Process**  
*Jianning He, Haihua Yan, Chao Liu and Maozhong Jin*
- ▶ **Detection of QRS Complexes Using Wavelet Transforms and Golden Section Search**  
*Wenli Chen, Zhiwen Mo and Wen Guo*
- ▶ **Visual Intelligent Simulation for Railway Container Yard Based on Agent**  
*Fang Liu, Xiao Wu and Wenming Cheng*
- ▶ **An AI Planning Based Approach for Automated Web Services Composition**  
*Xingwei Liu and Hui Zhao*
- ▶ **Gray Tunneling Based on Block Relevance for Focused Crawling**  
*Na Luo, Wanli Zuo and Fuyu Yuan*
- ▶ **Fast Fault Diagnosis Expert System for Rocket Launch**  
*Qingzhen Zhang, Wei Wang, Lihui Song and Zhang Ren*
- ▶ **Multi-task Coalition Formation based on Task-group Structure**  
*Chaofeng Lin, Shanli Hu, Shengfu Zheng and Shexiong Su*

- ▶ **A Majority-Based Aggregation Operator to Represent Emotional States**  
*A.G. Lopez-Herrera, M. A. Muñoz, M. I. Viedma-del-Jesus and E. Herrera-Viedma*
- ▶ **Anti-Counterfeit Authentication System of Printed Information Based on A Logic Signing Technique**  
*Sheng Cao, Zheng Chen and Xuandong Sun*
- ▶ **A Fuzzy-Based Four-Dimensional Data Assimilation Algorithm for Comprehensive Ocean Observation Information System**  
*Hua Han, Fengming Liu and Yongsheng Ding*

© 2007 Atlantis Press, Paris ([www.atlantis-press.com](http://www.atlantis-press.com))



# A Majority-Based Aggregation Operator to Represent Emotional States

A.G. Lopez-Herrera<sup>1</sup> M.A. Muñoz<sup>2</sup> M.I. Viedma-del-Jesus<sup>2</sup> E. Herrera-Viedma<sup>3</sup>

<sup>1</sup>Dept. Computer Sciences, University of Jaen, 23071-Jaen, Spain. aglopez@ujaen.es

<sup>2</sup>Dept. Personality, University of Granada, 18071-Granada, Spain. {mamuo, iviedma}@ugr.es

<sup>3</sup>Dept. Computer Sciences & A.I., University of Granada, 18071-Granada, Spain. viedma@decsai.ugr.es

## Abstract

The Self-Assessment Manikin (SAM) is an universally used instrument of pictographic non verbal measure which is used in many emotional studies in the field of the Psychology. In these emotional studies the usual aggregation operator is the classical mean. In this paper, a new aggregation operator is proposed. This new operator, which is based on the majority concept tries to solve the distribution problems of the mean operator. This new aggregation operator is applied in a real emotional study, in which the SAM is used, achieving better results than the classical mean operator.

**Keywords:** SAM, Aggregation Operator, Majority Concept.

## 1. Introduction

The Self-Assessment Manikin (SAM) is an universally used instrument of pictographic non verbal measure which requires no language and therefore is easy to administer in different cultures [12][13]. The SAM has been use in different studies about emotion, this has directed the construction of different emotional instruments. This method provides information in three general emotional dimensions: *valence*, *arousal* and *dominance* associated with a person's affective reaction to a wide variety of stimuli (pictures, movies, natural-sounds...). SAM consists of human-like figures that embody the dimensions of valence, arousal, and dominance, with five figures representing five intensity levels within each dimension. SAM's valence rating ranges from a figure with a pronounced frown to figure with a large smile (Figure 1), arousal rating ranges from a figure that looks drowsy to a figure that appears agitated (Figure 2), and the submissiveness-dominance (not in contro-in control) rating ranges from a very small figure to a very large figure (Figure 3). SAM visually represents the three dimensions and was designed as an alternative to the

sometimes-cumbersome verbal self-report measures [11]. This subjective assessment method has been extensively validated and is widely used in cue reactivity research [2][3], on different populations like drug addict [1], psychopath [15] and common population [17]. In these studies [1]-[3][15][17], stimuli are slides from IAPS (International Affective Picture System) [5]. These slides are rated on the SAM scales and mean ratings for each dimension were computed for each slide. These mean ratings are used to compare the different populations.

The mean operator is a common aggregation operator that produces reasonable results, but, at the same time, when the items to aggregate have cardinality  $> 1$  they may produce distribution problems. For example, let us consider the aggregation of the following values  $\{0.7, 0.7, 0.7, 0.7, 0.5, 0.4, 0.1, 0.1, 0.1\}$ . If we analyze this example, 55% (the majority) of values are over than 0.5 and 44% are 0.7. Because of this, the result should be higher than 0.5 and lower than 0.7, however the result of the mean operator is 0.44. These distribution problems might produce erroneous comparisons among populations.

There exists other aggregation operators that use the rates given by the majority to produce a overall rate. We think that using these majority-based aggregation operators better results would be achieved. The different populations would be compared using the opinion or rate given by the majority of the members of the population, rather than the mean of the rates.

In this paper, we propose a new majority-based aggregation operator and its application to SAM to get better results. To do that, this paper is structured as follows: in Section 2, the ordinal and the 2-tuple fuzzy linguistic approaches are presented and the group decision making process is introduced; in Section 3 the new majority-based aggregation operator is proposed and tested with participants from a real psychological study; and finally, some conclusions are drawn in Section 4.

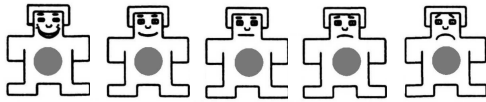


Fig. 1: Valence dimension.

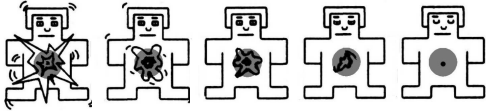


Fig. 2: Arousal dimension.




Fig. 3: Dominance dimension.

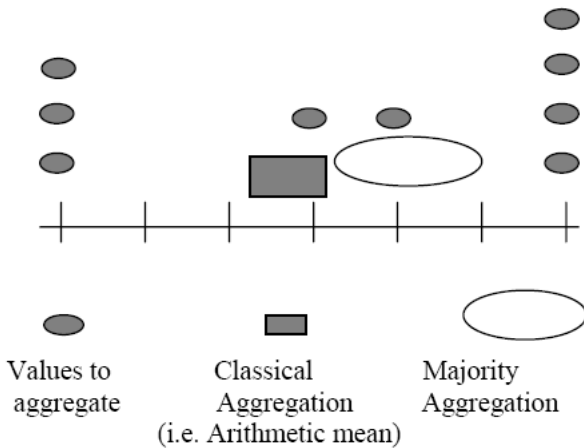


Fig. 4: Graphics representation using the classical aggregation and majority aggregation.

## 2. Preliminaries

In this section, the ordinal and the 2-tuple fuzzy linguistic approaches are introduced, and the group decision making process is described.

### 2.1. The Ordinal Fuzzy Linguistic Approach

The *ordinal fuzzy linguistic approach* is a fuzzy approximate technique appropriate to deal with qual-

itative aspects of problems [9]. It models linguistic information by means of ordinal linguistic labels supported by a *linguistic variable* [18]. A linguistic variable is defined by means of a syntactic rule and a semantic rule. In an ordinal fuzzy linguistic approach the syntactic rule is defined by considering a finite and totally ordered label set  $\mathcal{S} = \{s_i\}, i \in \{0, \dots, \mathcal{G}\}$  in the usual sense, i.e.,  $s_i \geq s_j$  if  $i \geq j$ , and with odd cardinality (such as 7 or 9 labels), where the mid term represents an assessment of "approximately 0.5", and the rest of the terms being placed symmetrically around it. The semantics of the linguistic term set is established from the ordered structure of the term set by considering that each linguistic term for the pair  $(s_i, s_{\mathcal{G}-i})$  is equally informative. In any linguistic approach we need operators of management of linguistic information, such as:

- Minimization operator,

$$MIN(s_a, s_b) = s_a \text{ if } a \leq b$$

- Maximization operator

$$MAX(s_a, s_b) = s_a \text{ if } a \geq b$$

- Negation operator

$$NEG(s_i) = s_j \mid j = \mathcal{G} - i$$

- Aggregation operators, for example the LOWA operator [7].

### 2.2. The 2-Tuple Fuzzy Linguistic Approach

Usually, to define a fuzzy linguistic model we must establish its representation model of linguistic information and its computational model to combine linguistic information. In such a way, in [8] was introduced the 2-tuple fuzzy linguistic model by defining both its representation model and its computational model.

**Definition 1.** Let  $\mathcal{S} = \{s_0, \dots, s_{\mathcal{G}}\}$  be a linguistic term set and  $\beta \in [0, \mathcal{G}]$  a value supporting the result of a symbolic aggregation operation, then the 2-tuple that expresses the equivalent information to  $\beta$  is obtained with the following function:

$$\Delta : [0, \mathcal{G}] \longrightarrow \mathcal{S} \times [-.5, .5]$$

$$\Delta(\beta) = (s_i, \alpha), \begin{cases} s_i & i = \text{round}(\beta) \\ \alpha = \beta - i & \alpha \in [-.5, .5] \end{cases}$$

where  $\text{round}(\cdot)$  is the usual round operation,  $s_i \in \mathcal{S}$  has the closest index label to " $\beta$ " and " $\alpha$ " is the value of the symbolic translation.

**Proposition 1.** Let  $\mathcal{S} = \{s_0, \dots, s_G\}$  be a linguistic term set. There is always a  $\Delta^{-1}$  function, such that, from a 2-tuple  $(s_i, \alpha)$  it returns its equivalent numerical value  $\beta \in [0, G] \subset \mathcal{R}$ .

$$\Delta^{-1} : \mathcal{S} \times [-.5, .5] \longrightarrow [0, G]$$

$$\Delta^{-1}(s_i, \alpha) = i + \alpha = \beta$$

**Remark 1.** We should point out that the conversion of a linguistic term into a linguistic 2-tuple consists of adding a value 0 as value of symbolic translation:  $s_i \in \mathcal{S} \implies (s_i, 0)$ .

On the other hand, the 2-tuple fuzzy linguistic computational model carries out processes of computing with words in a precise way when the linguistic term sets are symmetrically and uniformly distributed. This computational model presents different techniques to manage the linguistic information [8]:

- Comparison of 2-tuples: The comparison of linguistic information represented by 2-tuples is carried out according to an ordinary lexicographic order. Let  $(s_k, \alpha_1)$  and  $(s_l, \alpha_2)$  be two 2-tuple:
  - if  $k < l$  then  $(s_k, \alpha_1)$  is smaller than  $(s_l, \alpha_2)$
  - if  $k = l$  then
    - \* if  $\alpha_1 = \alpha_2$  then  $(s_k, \alpha_1), (s_l, \alpha_2)$  represent the same information
    - \* if  $\alpha_1 < \alpha_2$  then  $(s_k, \alpha_1)$  is smaller than  $(s_l, \alpha_2)$
    - \* if  $\alpha_1 > \alpha_2$  then  $(s_k, \alpha_1)$  is bigger than  $(s_l, \alpha_2)$

- Negation of 2-tuple is defined as:

$$Neg(s_i, \alpha) = \Delta(G - \Delta^{-1}(s_i, \alpha)).$$

- Aggregation of 2-tuples: Using the function  $\Delta$  and  $\Delta^{-1}$  any aggregation operator can be easily extended for dealing with linguistic 2-tuples. Some examples are presented in [8].

### 2.3. The Group Decision Making Process

Group decision-making (GDM) problems can be defined as decision situations where 1) there are two or more experts who are characterized by their own ideas, attitudes, motivations, and knowledge, 2) there is a problem to be solved, and 3) they try to achieve a common solution [4]. To obtain a common value for all experts, there exist diverse

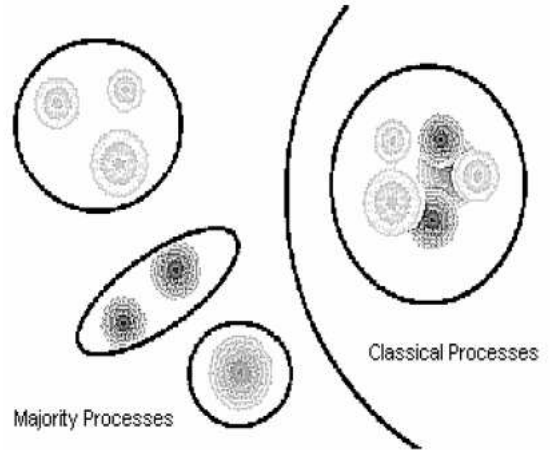


Fig. 5: Representation of the Majority and Classical Processes.

fuzzy approaches in which are realized an aggregation of the individual opinions guided generally by the concept of majority, where majority is defined as a collective evaluation in which the opinions of most of the experts involved in the decision problem are considered. In these approaches the result is not necessarily unanimous, but a solution must be obtained with agreement among a fuzzy majority of the decision makers [6][14].

Majority processes arise because the most common aggregation operators over-emphasize the opinion of the minority as the expense of those of the majority creating an aggregation that may be considered imprecise for the majority. These are called distribution problems. For example, let us consider the aggregation of the following labels: *highest, highest, highest, highest, high, medium, lowest, lowest, lowest*, of the set  $\mathcal{S} = \{lowest, very\_low, low, medium, high, very\_high, highest\}$ , where  $s_0 = lowest, s_1 = very\_low, s_2 = low, s_3 = medium, s_4 = high, s_5 = very\_high, s_6 = highest$ . If we analyze this example (Figure 4), 55% of labels are higher than *medium* and 44% are the *highest* label. Due to this distribution, the result should be higher than *medium* and lower than *highest*, because we obtain a value that represents the majority and at the same time the minority. However, classic aggregation processes obtain inferior values that are close to *medium* as in Figure 4, producing distribution problems.

These distribution problems result from the process through which the items are considered. Classical aggregation considers items in an independent manner while majority processes consider

groups of items with different cardinalities. Figure 5 graphically represents this difference. This example has 6 elements to aggregate. Classic aggregation processes all these elements independently while the majority aggregation first groups items by their similarities and then aggregates. In the above example, classical operators manage nine sets with cardinality 1, nevertheless, the majority process considers four sets with cardinality 4, 1, 1 and 3 respectively.

### 3. The 2-Tuple Majority-Based Aggregation Operator MA-LOWA<sub>2t</sub>

In this section we propose a new majority-based aggregation operator, called MA-LOWA<sub>2t</sub>, which is a 2-tuple extension of the MA-OWA operator [16] using the LOWA operator [7].

First, we have to define the 2-tuple-based LOWA operator [10].

**Definition 2.** Let  $\{(a_1, \alpha_1), \dots, (a_m, \alpha_m)\}$  be a set of 2-tuple assessments to aggregate, then the LOWA<sub>2t</sub> operator  $\phi_{2t}$  is defined as:

$$\phi_{2t}((a_1, \alpha_1), \dots, (a_m, \alpha_m)) = W \cdot B^T =$$

$$C_{2t}^m \{w_k, b_k, k = 1, \dots, m\} = w_1 \otimes b_1 \oplus (1 - w_1) \otimes C_{2t}^{m-1} \{\beta_h, b_h, h = 2, \dots, m\}$$

where  $b_i = (a_i, \alpha_i) \in (\mathcal{S} \times [-.5, .5])$ ,  $W = [w_1, \dots, w_m]$  is a weighting vector, such that  $t_i \in [0, 1]$  and  $\sum_i w_i = 1$ ,  $\beta_h = \frac{w_h}{\sum_{k=2}^m w_k}$ ,  $h = 2, \dots, m$ , and  $B$  is the associated ordered 2-tuple vector. Each element  $b_i \in B$  is the  $i$ -th largest 2-tuple in the collection  $\{(a_1, \alpha_1), \dots, (a_m, \alpha_m)\}$ , and  $C_{2t}^m$  is the convex combination operator of  $m$  2-tuples. If  $w_j = 1$  and  $w_i = 0$  with  $i \neq j \forall i, j$ , the convex combination is defined as:  $C_{2t}^m \{w_i, b_i, i = 1, \dots, m\} = b_j$ . And if  $m = 2$  then it is defined as:

$$C_{2t}^2 \{w_l, b_l, l = 1, 2\} =$$

$$= w_1 \otimes b_j \oplus (1 - w_1) \otimes b_i = \Delta(\lambda),$$

where  $\lambda = \Delta^{-1}(b_i) + w_1 \cdot (\Delta^{-1}(b_j) - \Delta^{-1}(b_i))$ ,  $b_j, b_i \in \mathcal{S} \times [-.5, .5]$ ,  $(b_j \geq b_i)$ ,  $\lambda \in [0, \mathcal{G}]$ .

MA-LOWA<sub>2t</sub>, like MA-OWA is a neat OWA and their weights are calculated in functions of the cardinality of the elements to aggregate and they are independent of the order. The operator is defined as follows:

**Definition 3.** Let  $\{(a_1, \alpha_1), \dots, (a_m, \alpha_m)\}$  be a set of 2-tuple assessments to aggregate using a

majority-based scheme, then the MA-LOWA<sub>2t</sub> operator  $\phi_{2t}^{MA}$  is defined as:

$$\phi_{2t}^{MA}((a_1, \alpha_1), \dots, (a_m, \alpha_m)) = W \cdot B^T$$

$$= C_{2t}^n \{w_k, b_k, k = 1, \dots, n\} =$$

$$= w_1 \otimes b_1 \oplus (1 - w_1) \otimes C_{2t}^{n-1} \{\beta_h, b_h, h = 2, \dots, n\}$$

where  $m$  and  $n$  are the number of items and number of groups to be aggregated respectively,  $w_i \in [0, 1]$  with  $\sum_{i=1}^n w_i = 1$  and  $b_i$  is the  $i$ -th element of  $\{(a_1, \alpha_1), \dots, (a_m, \alpha_m)\}$  that is ordered in ascender order by cardinalities. On the other hand,  $w_i =$

$$f_i(b_1, \dots, b_n) = \frac{\gamma_i^{\delta_{min}}}{\theta_{\delta_{max}} \cdot \theta_{\delta_{max-1}} \cdot \dots \cdot \theta_{\delta_{min+1}} \cdot \theta_{\delta_{min}}} + \frac{\gamma_i^{\delta_{min+1}}}{\theta_{\delta_{max}} \cdot \theta_{\delta_{max-1}} \cdot \dots \cdot \theta_{\delta_{min+1}}} + \dots + \frac{\gamma_i^{\delta_{max}}}{\theta_{\delta_{max}}}$$

with

$$\gamma_i^k = \begin{cases} 1 & \text{if } \delta_i \geq k \\ 0 & \text{otherwise;} \end{cases}$$

and

$$\theta_i = \begin{cases} z + 1 & \text{if } i \neq \delta_{min} \\ z & \text{otherwise;} \end{cases}$$

where  $z =$  number of items with cardinality  $\geq i$ .

$\delta_i$  generally represents the importance of the element  $i$  using its cardinality. In the majority processes are considered the formation of discussion or majority groups depending on similarities or distances among the experts'  $\frac{1}{2}$  opinions. All values with a minimum of separation are considered inside the same group. The calculation method for the value  $\delta_i$  is independent from the definition of the majority operators. The importance value  $\delta_i$  can be calculated using the distance function:

$$dist((a_i, \alpha_i), (a_j, \alpha_j)) =$$

$$\begin{cases} 1 & \text{if } |\Delta^{-1}(a_i, \alpha_i) - \Delta^{-1}(a_j, \alpha_j)| \leq x \\ 0 & \text{otherwise;} \end{cases}$$

Then, the cardinality of  $(a_i, \alpha_i)$  is calculated as  $\delta_i = \sum_{j=1, j \neq i}^m dist((a_i, \alpha_i), (a_j, \alpha_j))$ . The value  $x$  models the final size of each group.

### 3.1. Results

To test our proposal, an experimental study have been realized at the Faculty of Psychology in the University of Granada. In this study 26 tobacco addict people have rated a set of 11 slides from the IAPS on four dimensions: arousal, valence, dominance and desire. For each dimension a SAM scale with 9 human-like figures have been used. First, each human-like figure has been translated to an ordinal value from a linguistic variable  $\mathcal{P}$  with 9 labels.

If we focus on the the ratings given by the participants on the slide with code 3266 on the dominance dimension we can observe the following values:  $\{2, 2, 3, 5, 1, 1, 1, 2, 9, 7, 2, 2, 1, 1, 1, 1, 1, 8, 1, 1, 1, 1, 7, 5, 1\}$  where 73% of the values are lower or equal to 2, and 54% are the value 1. The classical aggregation operator (the mean) achieves an overall rate equal to 2.62, whereas, the majority-based aggregation operator  $MA-LOWA_{2t}$  produces a value equal to  $\Delta^{-1}(2, -.34) = 1.66$  which is a overall rate more related with the majority opinion. This value is computed as follows:

First, values  $\{2, 2, 3, 5, 1, 1, 1, 2, 9, 7, 2, 2, 1, 1, 1, 1, 1, 8, 1, 1, 1, 1, 7, 5, 1\}$  are represented as 2-tuple values applying the  $\Delta(\cdot)$  function, then, we obtain  $\{(2, .0), (2, .0), (3, .0), (5, .0), (1, .0), (1, .0), (1, .0), (2, .0), (9, .0), (7, .0), (2, .0), (2, .0), (1, .0), (1, .0), (1, .0), (1, .0), (1, .0), (8, .0), (1, .0), (1, .0), (1, .0), (1, .0), (7, .0), (5, .0), (1, .0)\}$ .

$$\text{So, } \phi_{2t}^{MA}((2, .0), (2, .0), \dots, (5, .0), (1, .0)) = \\ = W \cdot B^T = C_{2t}^7 \{w_k, b_k, k = 1, \dots, 7\} =$$

$= w_1 \otimes b_1 \oplus (1 - w_1) \otimes C_{2t}^6 \{\beta_h, b_h, h = 2, \dots, 7\}$ .  
where  $B = [(3, .0), (8, .0), (9, .0), (5, .0), (7, .0), (2, .0), (1, .0)]$  with cardinalities  $[1, 1, 1, 2, 2, 5, 14]^1$ , and  $W = [0.005, 0.005, 0.005, 0.038, 0.038, 0.205, 0.705]$ . And for example,  $w_6$  is computed as:

$$w_6 = \frac{\gamma_6^{\delta_{min}}}{\theta_{\delta_{max}} \cdot \theta_{\delta_{min+2}} \cdot \theta_{\delta_{min+1}} \cdot \theta_{\delta_{min}}} \\ + \frac{\gamma_6^{\delta_{min+1}}}{\theta_{\delta_{max}} \cdot \theta_{\delta_{min+2}} \cdot \theta_{\delta_{min+1}}} + \frac{\gamma_6^{\delta_{min+2}}}{\theta_{\delta_{max}} \cdot \theta_{\delta_{min+2}}} + \frac{\gamma_6^{\delta_{max}}}{\theta_{\delta_{max}}}$$

with  $\gamma_6^{\delta_{min}} = 1$ ,  $\gamma_6^{\delta_{min+1}} = 1$ ,  $\gamma_6^{\delta_{min+2}} = 1$ ,  $\gamma_6^{\delta_{max}} = 0$ ,  $\theta_{\delta_{max}} = 2$ ,  $\theta_{\delta_{min+2}} = 3$ ,  $\theta_{\delta_{min+1}} = 5$ , and  $\theta_{\delta_{min}} = 7$ .

$$\text{So, } w_6 = \frac{1}{2 \cdot 3 \cdot 5 \cdot 7} + \frac{1}{2 \cdot 3 \cdot 5} + \frac{1}{2 \cdot 3} = 0.205.$$

<sup>1</sup>Where  $\delta_{min} = 1$ ,  $\delta_{min+1} = 2$ ,  $\delta_{min+1} = 5$  and  $\delta_{max} = 14$ .

### 4. Conclusions

In this work, a new majority-based aggregation operator has been proposed and applying in a real psychological study. Ratings given by participants have been translated from the SAM scales to 2-tuple values and aggregated using the new majority-based aggregation operator,  $MA-LOWA_{2t}$ . Results show that overall rate produced by  $MA-LOWA_{2t}$  is a more consistence value with the majority concept than that produced by the mean (the classical aggregation operator used in these type of studies), avoiding the distribution problems.

**Acknowledgments** This work has been supported by the project Proyecto de Excelencia de la Junta de Andalucía SAINFOWEB, Cod. 00602.

### References

- [1] F. Aguilar de Arcos, M. Pérez, and M.B. Sánchez, *Evaluación emocional en drogodependientes*, Tech. report, Junta de Andalucía. Consejería de Asuntos Sociales, Comisionado para las Drogodependencias, 2003.
- [2] M.M. Bradley and P.J. Lang, *Affective reactions to acoustic stimuli*, *Psychophysiology* **37** (2000), no. 2, 204–215.
- [3] S. F. Coffey, M. Saladin, D.J. Drobos, K.T. Brady, B.S. Dansky, and D. G. Kilpatrick, *Trauma and substance cue reactivity in individuals with comorbid posttraumatic stress disorder and cocaine or alcohol dependence*, *Drug and Alcohol Dependence* **65** (2002), no. 2, 115–127.
- [4] P.C. Fishburn, *A comparative analysis of group decision methods*, *Behavioral Science* **16** (1971), 538–544.
- [5] Center for the Study of Emotion and Attention [CSEA-NIMH], *The international affective picture system: Photographic slides*, Florida: The Center for Research in Psychophysiology, University of Florida, 1994.
- [6] F. Herrera and E. Herrera-Viedma, *Linguistic decision analysis: Steps for solving decision problems under linguistic information*, *Fuzzy Sets and Systems* **115** (2000), 67–82.
- [7] F. Herrera, E. Herrera-Viedma, and J.L. Verdegay, *Direct approach processes in group decision making using linguistic OWA operators*, *Fuzzy Sets and Systems* **79** (1996), 175–190.
- [8] F. Herrera and L. Martínez, *A 2-tuple fuzzy linguistic representation model for computing*

- with words*, IEEE Transactions on Fuzzy Systems **8** (2000), no. 6, 746–752.
- [9] E. Herrera-Viedma, *Modelling the retrieval process for an information retrieval system using an ordinal fuzzy linguistic approach*, Journal of the American Society for Information Science and Technology **52** (2001), no. 6, 460–475.
- [10] E. Herrera-Viedma and A.G. López-Herrera, *A fuzzy linguistic irs model based on a 2-tuple fuzzy linguistic approach*, International Journal of Uncertainty, Fuzziness and Knowledge-Based Systems **15** (2007), no. 2, 225–250.
- [11] P.J. Lang, *The cognitive psychophysiology of emotion: Anxiety and the anxiety disorders*, Hillsdale, NJ: Lawrence Erlbaum, 1985.
- [12] ———, *The emotion probe: Studies of motivation and attention*, American Psychology **50** (1995), 372–385.
- [13] P.J. Lang, M.M. Bradley, and B.N. Cuthbert, *Emotion, attention and the startle reflex*, Psychological Review **97** (1990), 377–395.
- [14] G. Pasi and R. Yager, *Modeling majority opinion in multi-agent decision making*, International Conference on Information Processing and Management of Uncertainty in Knowledge-Based Systems (IPMU02), France, 2002, pp. 1251–1257.
- [15] M.C. Pastor, J. Moltó, J. Vila, and Lang. P.J., *Startle reflex modulation, affective ratings and autonomic reactivity in incarcerated spanish psychopaths*, Psychophysiology **40** (2003), no. 6, 934.
- [16] J.I. Peláez and J.M. Doña, *Majority additive-ordered weighting averaging: A new neat ordered weighting averaging operators based on the majority process*, International Journal of Intelligent Systems **18** (2003), 469–481.
- [17] J. Vila, M. Sánchez, I. Ramirez, M.C. Fernández., P. Cobos, S. Rodriguez, M.A. Muñoz, M.P. Tormo, M. Herrero, P. Segarra, M.C. Pastor, S. Montañés, R. Poy, and J. Moltó, *El sistema internacional de imágenes afectivas (IAPS): Adaptación española. Segunda parte*, Revista de Psicología General y Aplicada **54** (2001), no. 4, 35–667.
- [18] L.A. Zadeh, *The concept of a linguistic variable and its applications to approximate reasoning. Part I*, Information Sciences **8** (1975) 199-249, *Part II*, Information Sciences **8** (1975) 301-357, *Part III*, Information Sciences **9** (1975) 43-80.